

FOSUN PHARMA
复星医药

2022



1

2

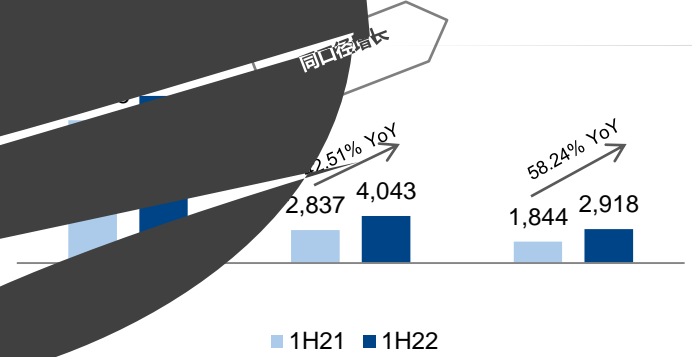
3

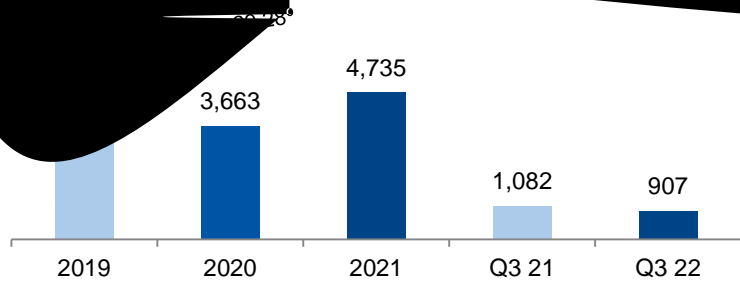
4

5



	3Q21	3Q22
	27,048	31,610
	3,565	2,454
	2,475	2,859
	3,016	3,173
	3,151	3,700
	2,414	2,849
	1.39	1.05





	2021	3Q21	3Q22
--	------	------	------

	48.1%	49.6%	46.5%
--	-------	-------	-------

	22.2%	24.2%	20.5%
--	-------	-------	-------

	3%
--	----

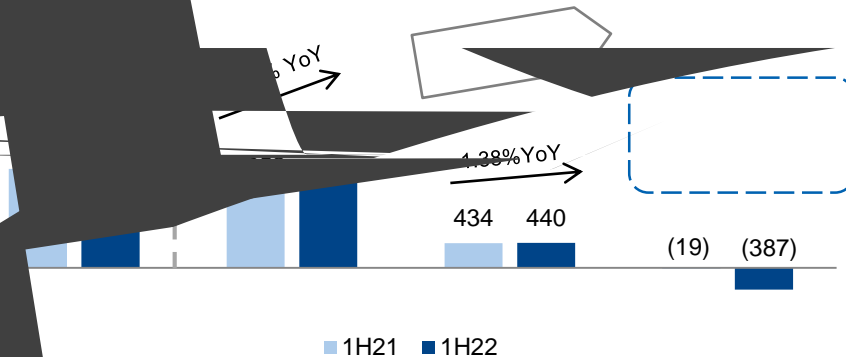
	1.5%
--	------

	1.2%
--	------

	24.8%
--	-------

	25.3%
--	-------

	26.0%
--	-------




	1H21	1H22
	10.3%	9.2%
	11.0%	13.2%
	15.3%	10.9%
	-1.1%	-13.3%









-



4+7





6,900





1H22

75.92

1H21 51.98



35.58%

1H21 30.66%

1H22

5	16	GPO
21	20	
85%		

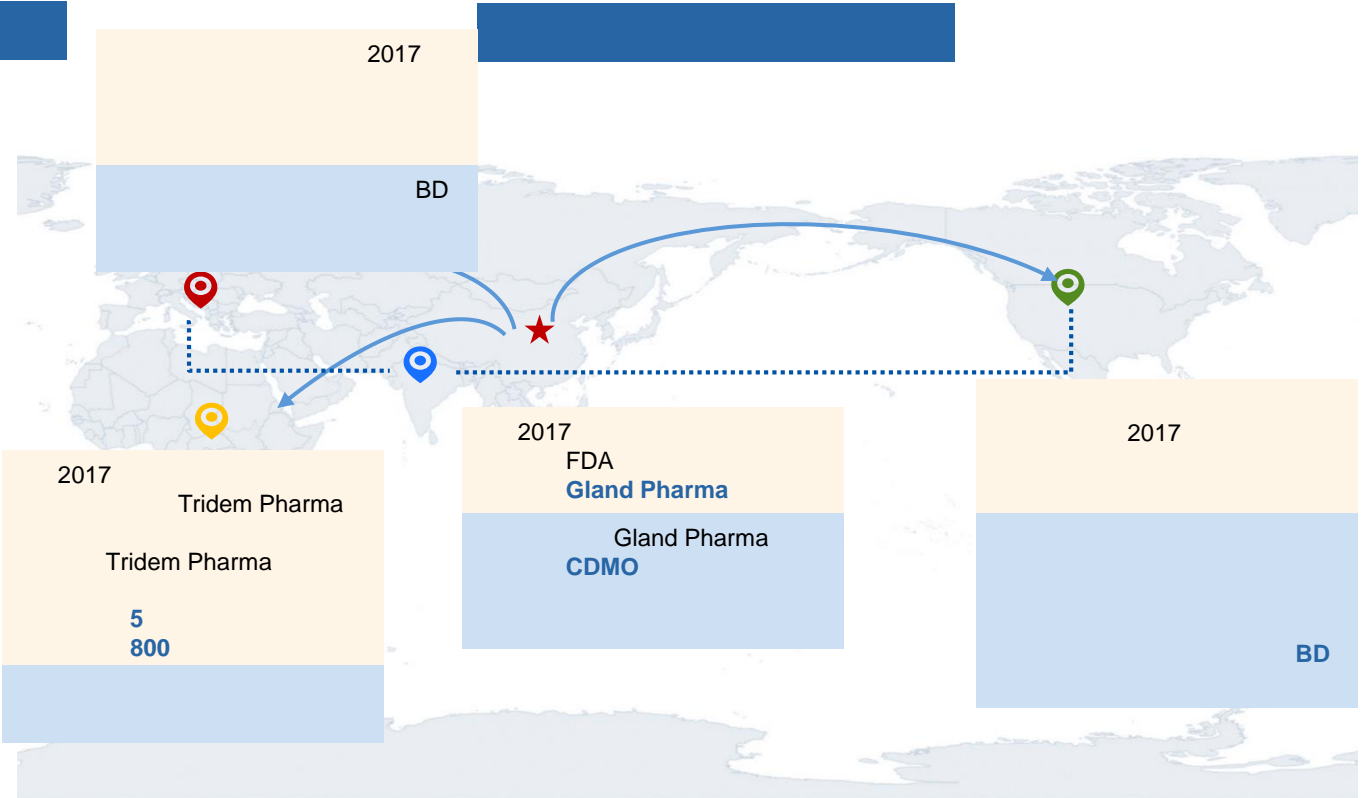
Sisram

69.9

42.2%

Sisram

40%



GS(2016)1666





MPP



MPP 105

Molnupiravir

7 25

MPP 95

31
2022

270 /

Paxlovid


/



NMPA CE FDA EUA
WHO EUL TGA
10



NMPA CE
BfArM
FDA



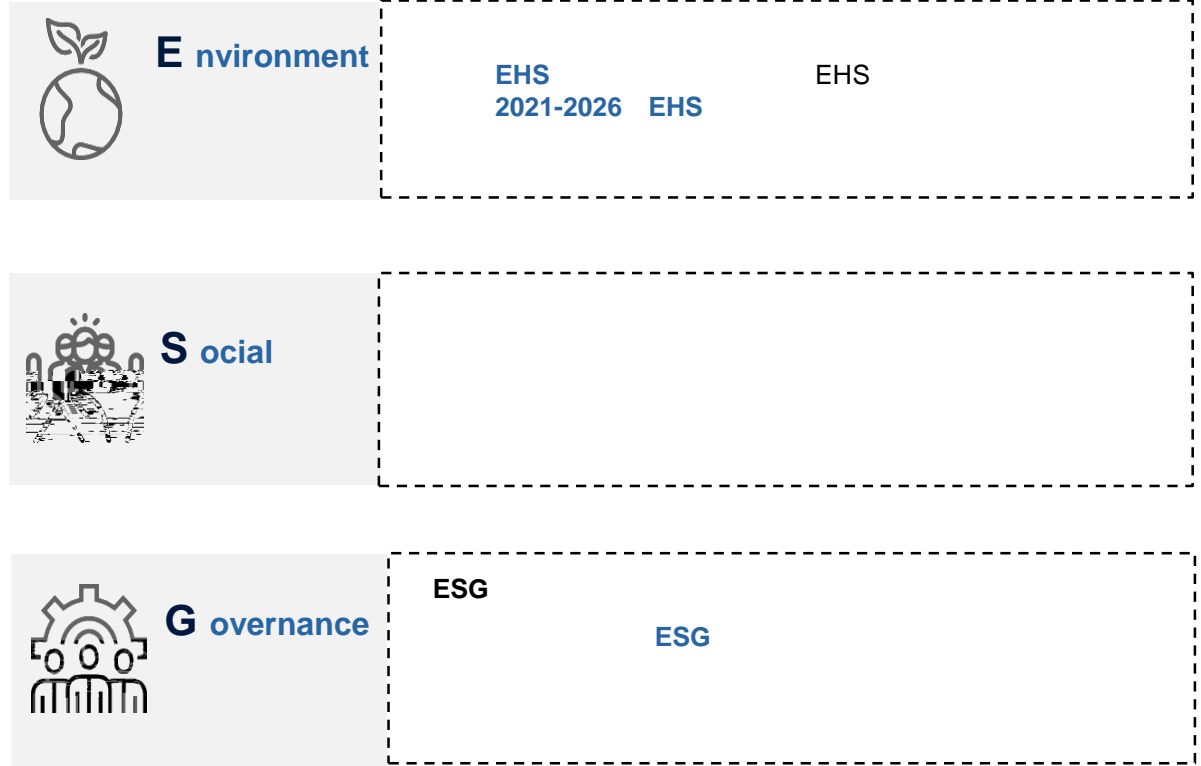
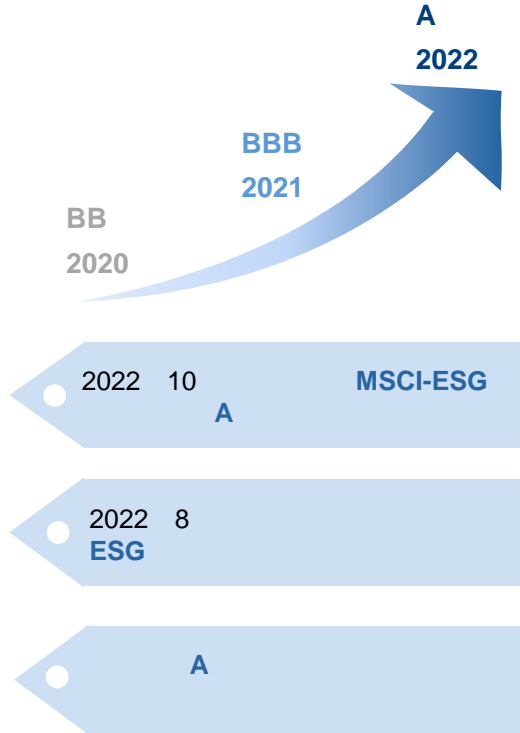
2021 3
2022 3,000
2022 8 mRNA
2022 9
BA.4/BA.5

2021 9
6 4
2022 4
2022 10

2022 5
2022 10

ESG

MSCI-ESG

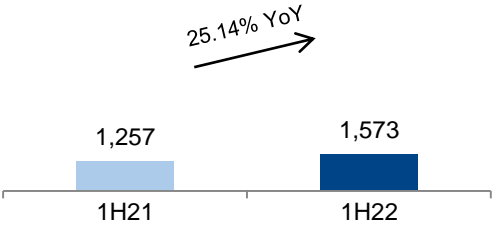
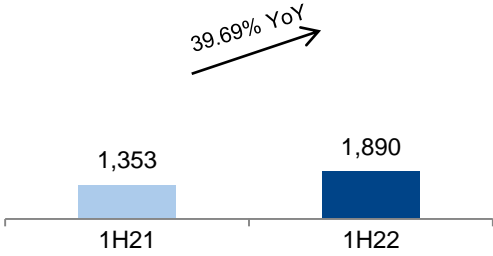
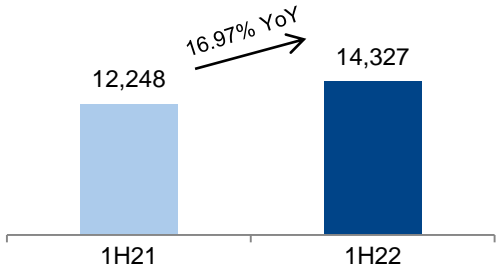




[Redacted]

[Redacted]

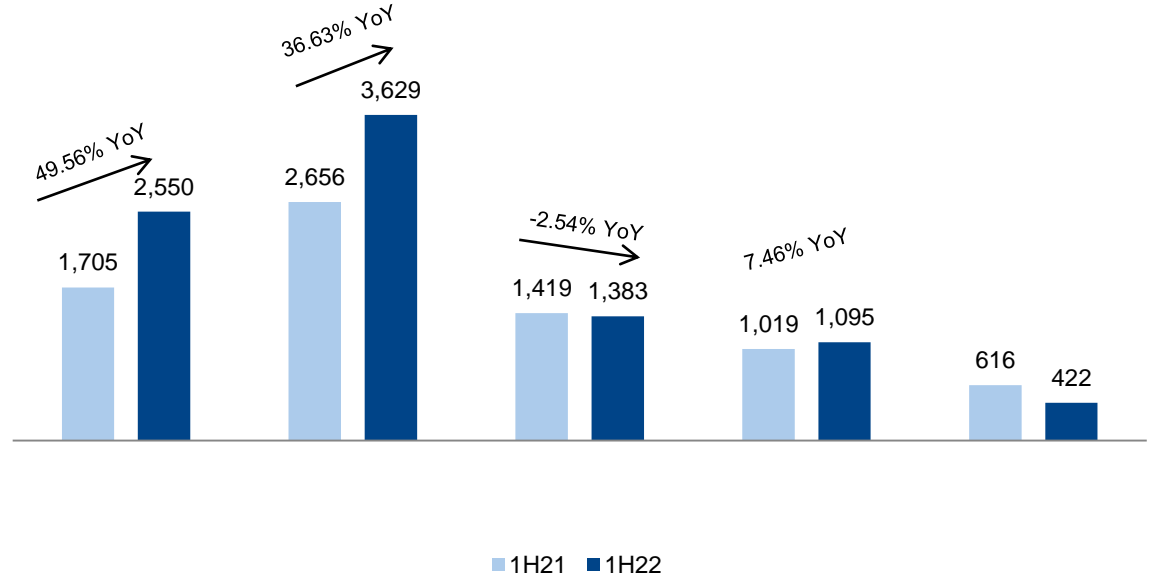
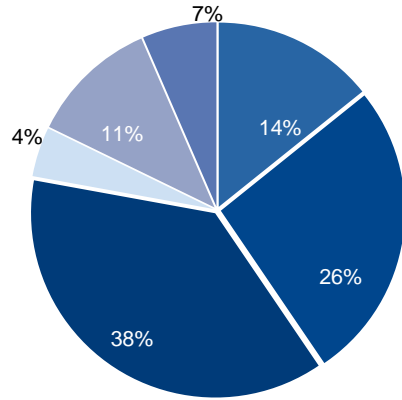
[Redacted]



[Redacted]



1H22




mRNA

2021 1 6

2022 1 6

2021 1 6





1H22

25%

3
7,700
18
2,485



1H22

8.13

150.15%

24,000L



1H22

3.60



mRNA

1H22

800

2022 4

5

5-11



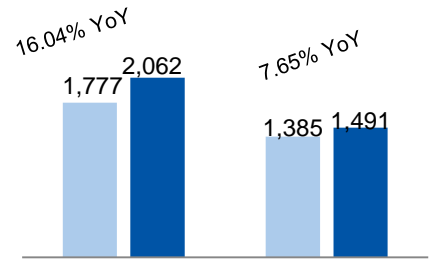
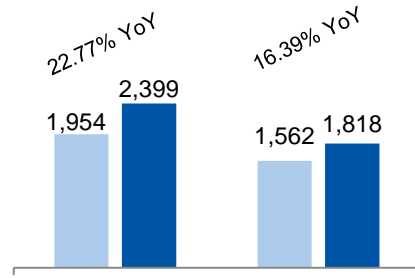
1H22

8.19

2022 2 RA



&



■ 1H21 ■ 1H22



Henlius



siRNA

FIC
ORIN1001

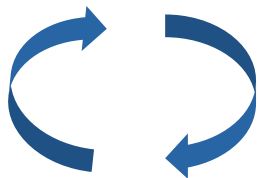
First-in-Class



GS(2016)1666

License- In & Out

License In
2022



License Out
2022



2021 6

CAR-T

9 NHL

1

Yescarta	(ZUMA-1)	5
42.6%	CR	5
		64.4%



2021 6

B

CAR-T

2017 10

Yescarta

B

2022 4

Yescarta

FDA

LBCL

CAR-T

LBCL

2022

Yescarta	(ZUMA-7)	
Yescarta	SOC	R/R
DLBCL	24.9	
ORR	83% vs. 50%	CR: 65% vs. 32%
8.3	vs. 2	EPS

2022 7

200

10,000

GMP

2022 7

50

44

2021 8

Kite Pharma

CAR-T

Tecartus

2020 7

FDA

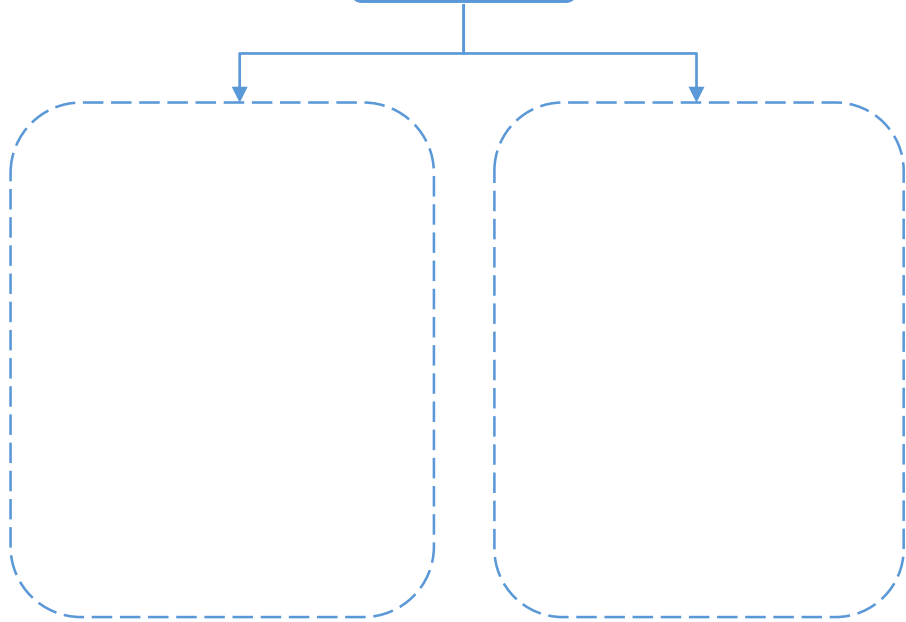
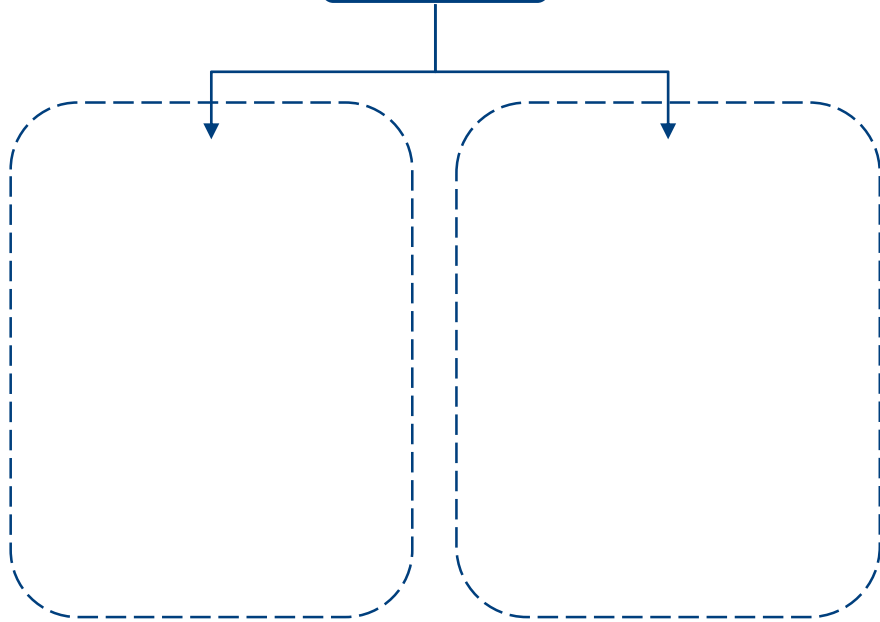
/







MCL



- &



&



			/		IND	1	2	3	NDA
HLX10 ¹	+ 	PD-1	/		2021 9	NDA	NMPA		
					2022 4	FDA			
					2022 5	III			
	+ 	PD-1+VEGF							
	+HLX07	PD-1+EGFR							
HLX04-O ²		VEGF		2022 1					
HLX22	+ 	HER2+HER2		2021 11	III		2022 4	III	
HLX07		EGFR		2021 9	II				
HLX11	³ 	HER2		2022 4	III				
HLX05	⁴ 	EGFR							
HLX12		VEGFR2							

1 KG Bio 10
3 Organon
5 2022 10 30

2
4

		/		IND	1	2	3	NDA
FS-1502		HER2	HER2					
			HER2					
FS-1502+		HER2+PD-1	HER2					
HLX14	1 	RANKL						
HLX26		LAG-3						
HLX35 ²		EGFR 4-1BB						
HLX301		PD-L1 TIGIT						
HLX13		CTLA-4						
HLX15		CD38						
HLX23		CD73						
SurvaxM		Survivin						
		EPO						
		INSR						
	50R	INSR						
		GLP-1						
RT002			GL					
			CD					
13								

	/			IND	1	2	3	NDA
FCN-437c	CDK4/6	(1L)			2022 1	NMPA	III	I
		(2L)			2022 1	NMPA	III	I
SAF-189	ALK				2022 1		III	
	ROS1							
HLX-208	BRAF V600E		LCH ECD		2022 1	NMPA	Ib/II	
FCN-159	MEK	I						
					2022 5	NMPA		
					2022 5	NMPA		
ORIN1001	IRE1 1							
YP01001	VEGFR							
FCN-338	BCL-2							
		B			2021 10	NMPA	I	
FH-2001	FGFR/PD-L1				2021 8	NMPA	I	
XS-03	PLK1	KRAS						
XS-02	CHK1							
XS-04	IRAK4/BTK	B	DLBCL					



+24,000L

GMP

24,000L

48,000L

96,000



Gland



FDA

GMP

FDA



Gland Pharma


GMP



API

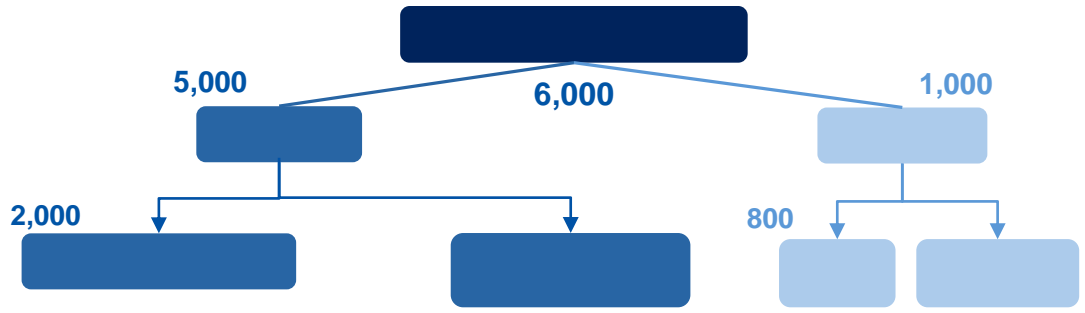


API



MPP





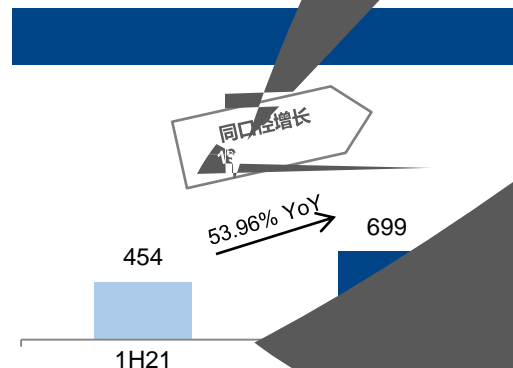
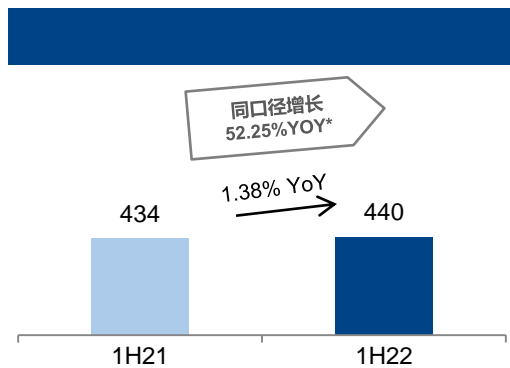
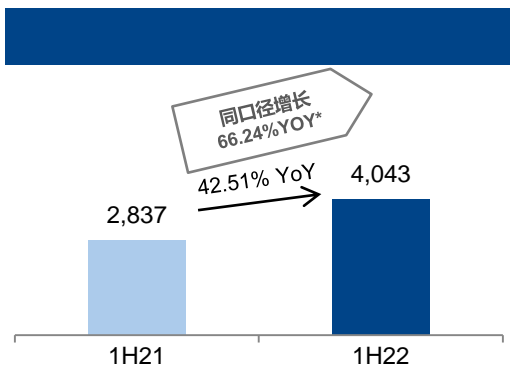
18 200

2,000				
800				
B2B2C				
5	16	85%	GPO	21
	19			

ICRC
Parsabiv

1,500


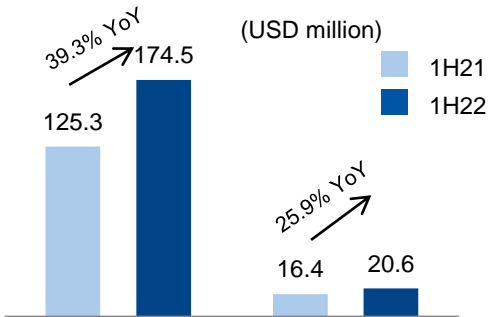


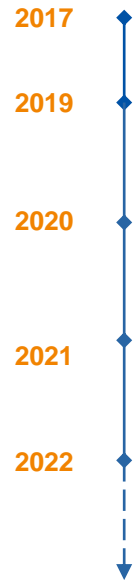


RH22

CBD+Professional Skincare Solution
 CBD 3

1 Alma Ted 2
 LMNT one





2016
2017

Intuitive Surgical

Xi

800

200

2021

1,700
4,000

2022

31.2



2022

2022 6 30

300

25

24

2000

FDA

7,135

6 30

55,000

1,000

Ion

2019 Ion

FDA

2021 10 Ion

Ion

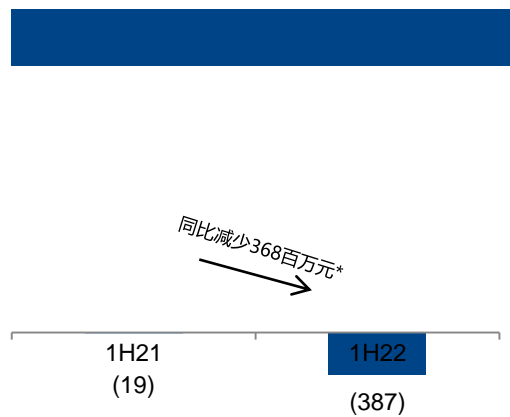
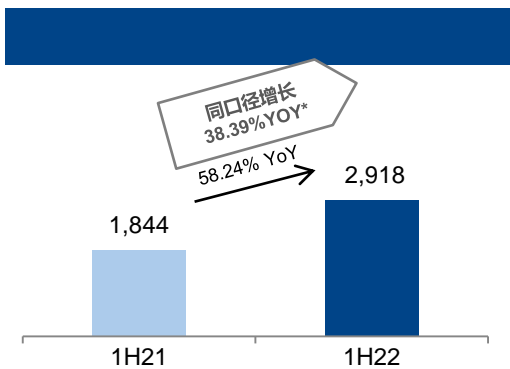




1H22

2022	6	F-C800p	2021	F-i3000
2022	4	FDA	2019-nCoV BfArM	CE
2022	5		PCR	CE





25.52

38.39%



5,732 *



3000+
22 +

50+ /
2 +



JCI

JVF



JCI国际认证医院
Organization Accredited
by Joint Commission International

2021
1.58

20.1
+16%

+22%

1,200

86.47%



深圳恒生医院
SHENZHEN HENGSHENG HOSPITAL

2017 11
60%

9.09

600

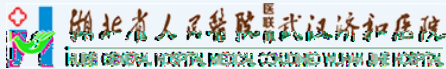


900

2022 1

70%

800



上海复星医疗旗下高品质医院
医保定点医院

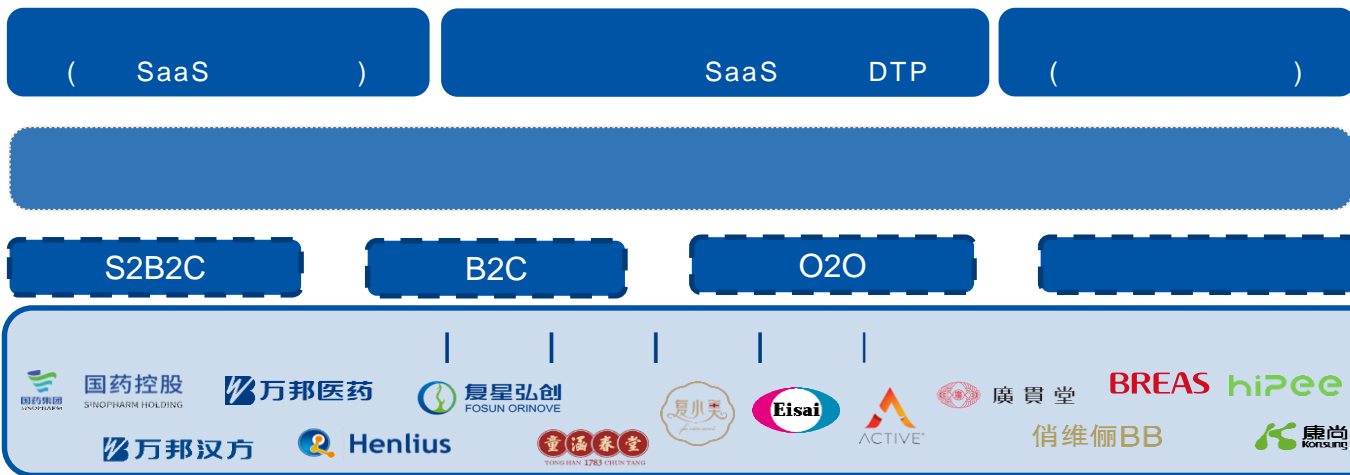
2021 6

9

+

2021

8



GSP+

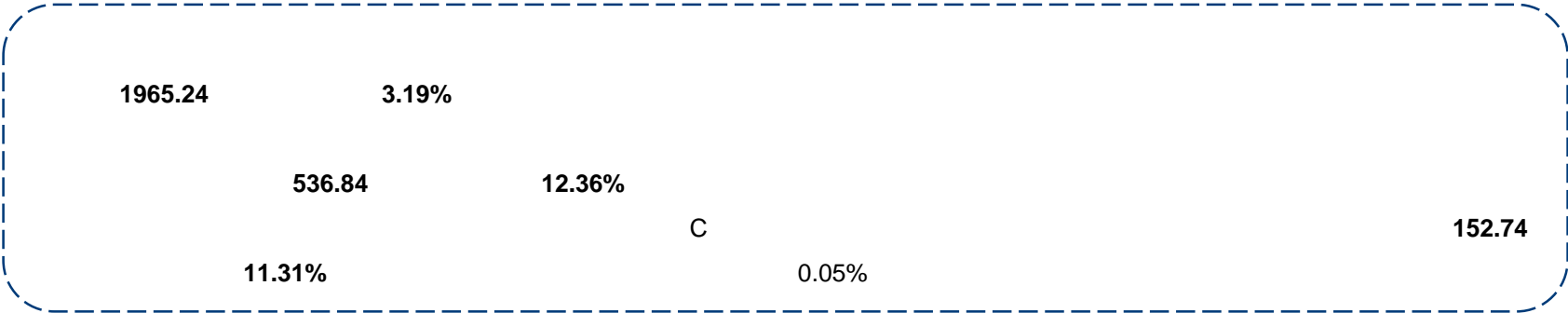
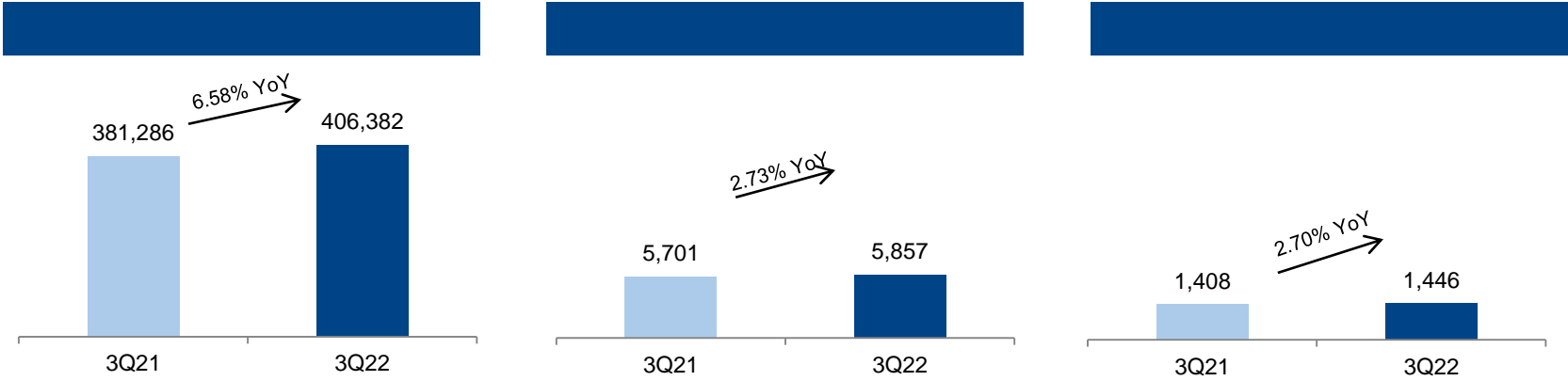
+

60

1-3

300

O2O



FOSUN

LOGO

Fosun Pharma, the Representor or the Provider will not warrant the accuracy, the completeness and the timeliness of all information and contents, including predictive description, contained in the PPT documents/visual materials. In the event of any mistake, omission, and inaccuracy, Fosun Pharma, the Representor or the Provider should not be held for any liabilities in this regard.

The PPT documents/visual materials will not include and should not be deemed as any investment proposals. The investor should take their own responsibilities for any determinations so come to based upon the information contained in the PPT documents/visual materials.

Fosun Pharma is entitled to all rights, including copyright, pertaining to the PPT documents/visual materials. The characters, the designs and other related logos, like Fosun and , are the trade name, trademark and the logos legally owned by Fosun Pharma. Without written consent offered by Fosun Pharma, any third party should not utilize such materials and information in any manner, including reprinting.

FOSUN PHARMA

复星医药

共铸健康 创造美好未来



www.fosunpharma.com