

FOSUN PHARMA
复星医药

2022



1

2

3

4

5

6



439.52 ↑

+12.66% YoY

139.38 ↑

+2.49% YoY

30% ↑

25%

31.7%

38.73 ↑

+18.17% YoY

42.18 ↑

+7.10% YoY

MSCI-ESG

A

BBB

A



® **PD-1**
MSI-H sqNSCLC ES-SCLC SCLC
FDA EC
MAA EMA *

®
2022
® **CAR-T**
10

13

III
mRNA

®
RT002 Tenapanor **NHE3**
*
III

SCLC



®
Parsabiv®

Organon Eurofarma
Abbott



Syneos Health
PD-1

Gland
Pharma
Cenexi
CDMO

Sisram

66%



GT1-GT6

CMC

SAB

Scientific Advisor
Board

5

®

2022

674

	2021	2022	YoY
	390.11	439.52	12.7%
	47.29	37.31	-21.1%
	32.77	38.73	18.2%
	39.38	42.18	7.1%
	49.78	58.85	18.2%
	38.37	43.02	12.1%
	1.85	1.43	-22.7%
()	30%	30%	-

	2021	2022
	48.1%	47.3%
	23.3%	20.9%
	8.3%	8.7%
	9.8%	9.8%
	1.2%	1.5%
	24.8%	26.4%


	2021	2022
	103.17	162.41
	391.96	445.82
	1.04	1.06
	0.85	0.85
	48.2%	49.5%

BNTX -1.42 15.93 , BNTX
 -10 37.31
 21.10%

1) 2) 3) 1) 2) 3) 1) 2) 3)
 44.8 7 A 1 2 A
 3



-



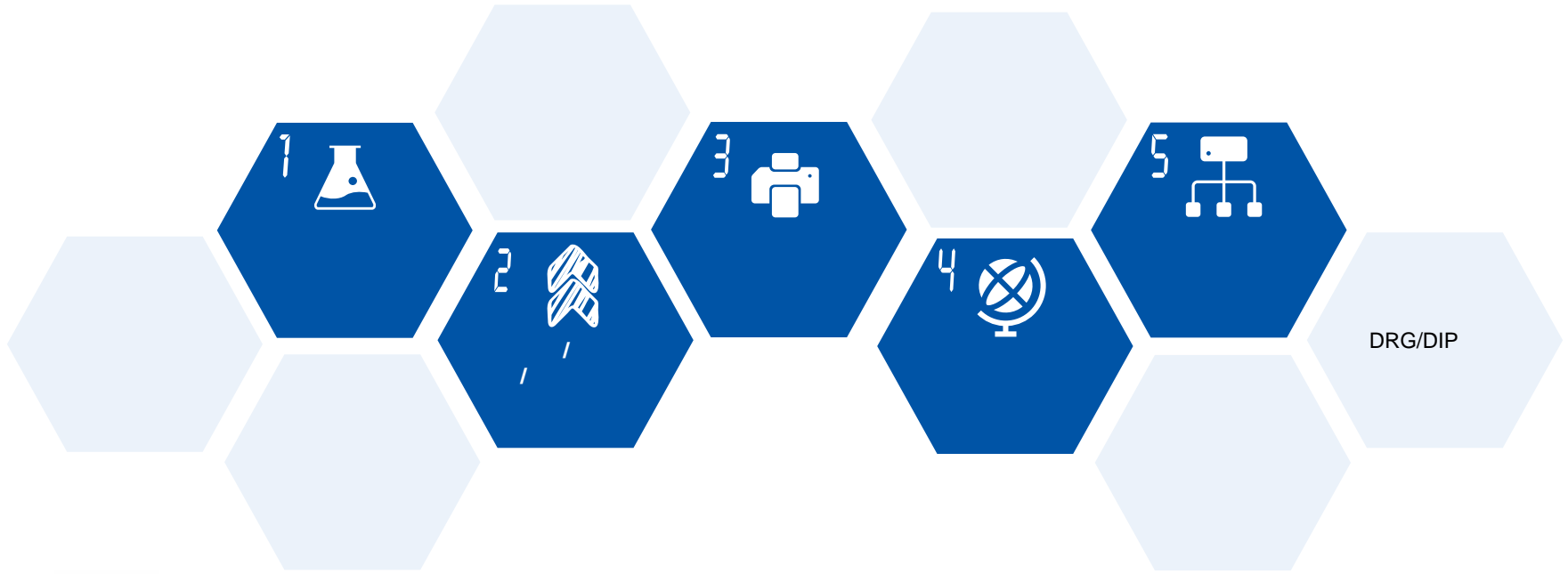
1
2
3
4

BNTX

2022

2021







/ADC RNA



ADC"



mRNA
RNAi



" CAR-%



&



02



01



CNS



03

"
" 50%

FIC+BIC



[Dark blue header bar]

[Dark blue header bar]

MSI-H ® PD-1

® CAR-T

® CD20

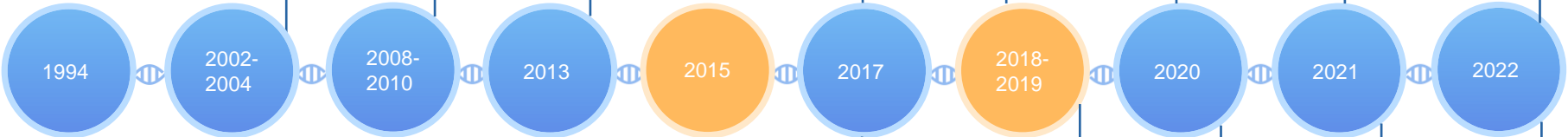


® HER2

®

®

®





药友制药 | FOSUN PHARMA
 万邦医药 | FOSUN PHARMA
 麒麟医药 | FOSUN PHARMA

Alma

Gland Pharma
 Tridem Pharma

Alma

FOSUN IDGENVAX
 复星安特金

cenexi
 Gland Pharma CDMO



INTUITIVE FOSUN
 直观器械
 FOSUNKite
 凯基特生物


Intuitive Surgical
 Kite Pharma

sobi
 RT002

BIONTECH
 mRNA
 HELSINN
 Akynzeo
 Aloxi
 Anamorelin

AMGEN 安进
 Parsabiv
 真实生物
 Genmte BioTech

Insilico
 Medicine
 AI



FES Fosun Ecosystem/Entrepreneurship System

SRM

INNOX

2022 FES

OBM

OTC

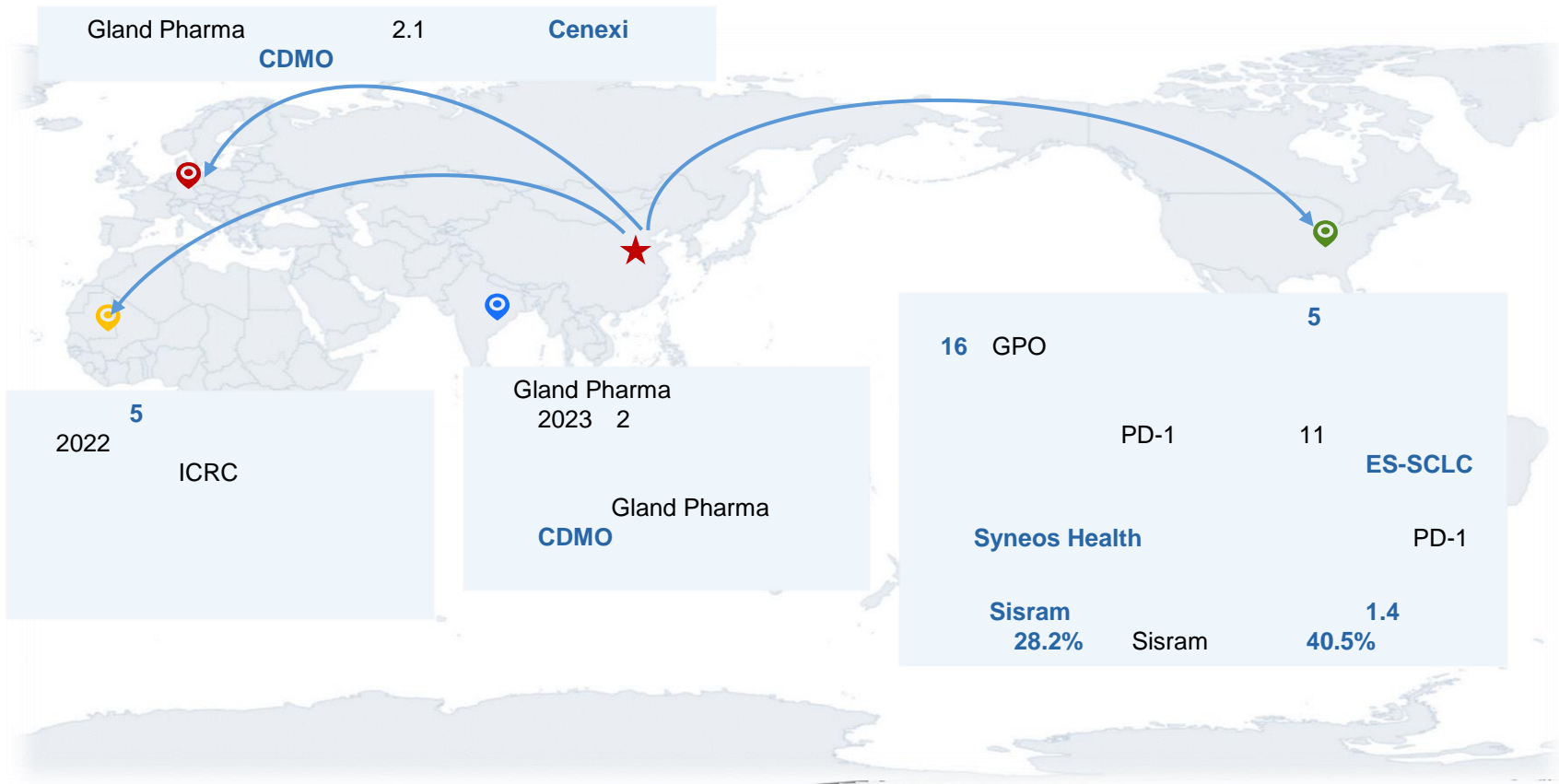
6,000

2022

20.87%

2.46

1/2

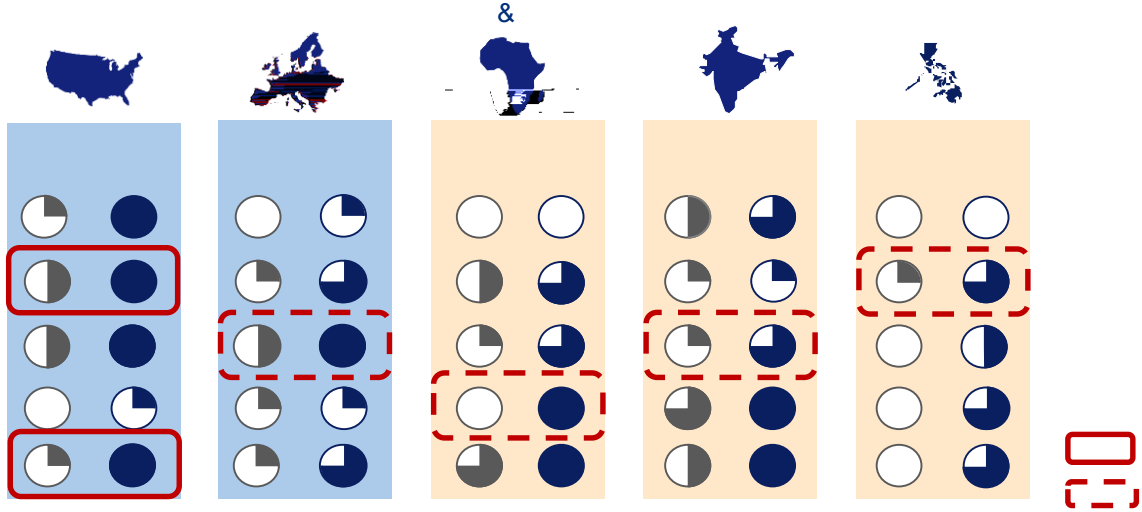




&

&BD&

:



, &BD



MSCI-ESG

A

2022

BBB
2021

BB
2020



Environment

EHS		EHS		EHS	
2021-2026		2022		2022	
337,806	115.36	337,806	115.36	337,806	115.36
					3.2%



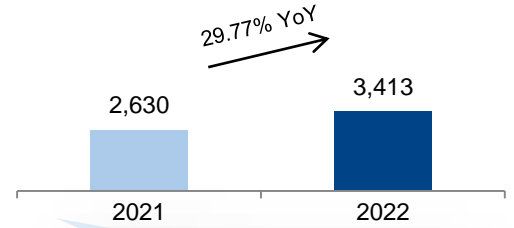
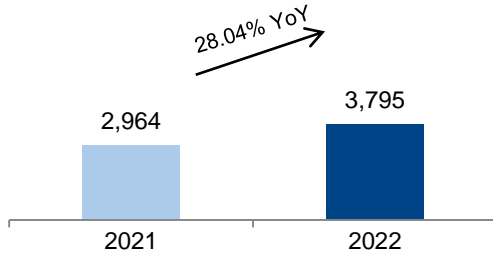
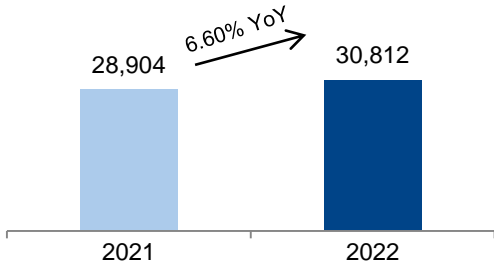


Social

A



-



RNA /ADC

55.22 26%¹
+39.44% YoY

TNF-
PD-1 ® HER2 ®
 ® ®
 ® ®

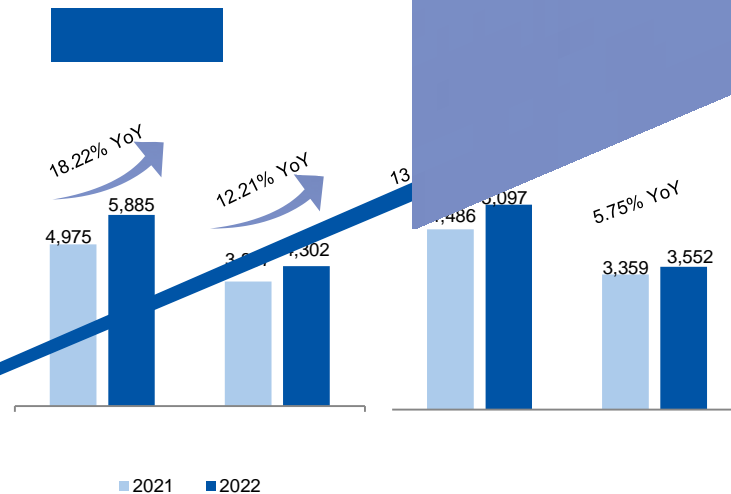
YoY **50.97** +13.62%
85%

16.54%

11.53% 35.52

30%

16 260 2022
48 249
PCT 17





SCLC

PD-1

3.4

2022

9



PD-1

MSI-H

SCLC FDA EC

®



ES-SCLC

III

(OS)

OS

15.4

10.9

24

43.1%

7.9%

JAMA

Nature Medicine

British Journal of Cancer



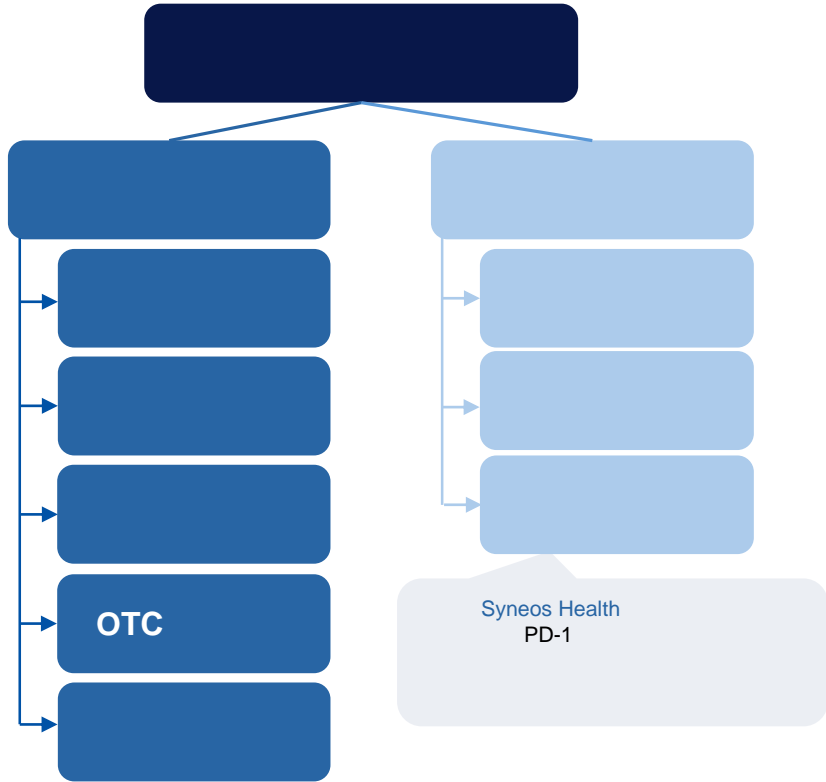
27

110

30%

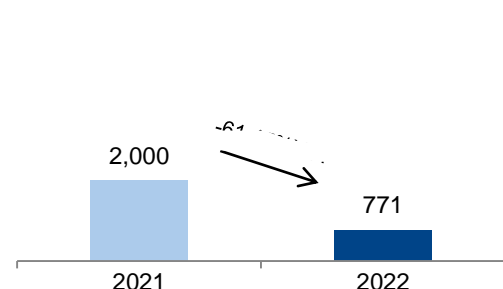
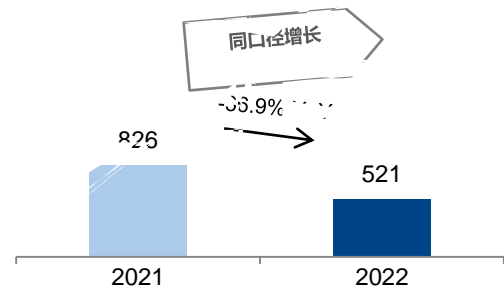
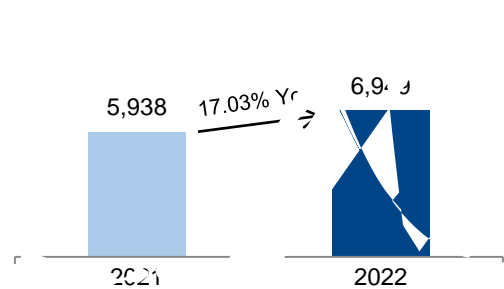
400

DTP



2022			
10	5	mRNA	
		® HER2	
		® CD20	
		®	
5	10	3	®
			®
3	5	8	® PD-1
			®
			®
			VERO
			8
1	3	31	® TNF-
			®
			®
			®
			31

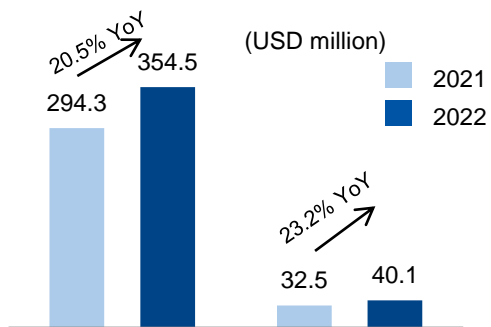




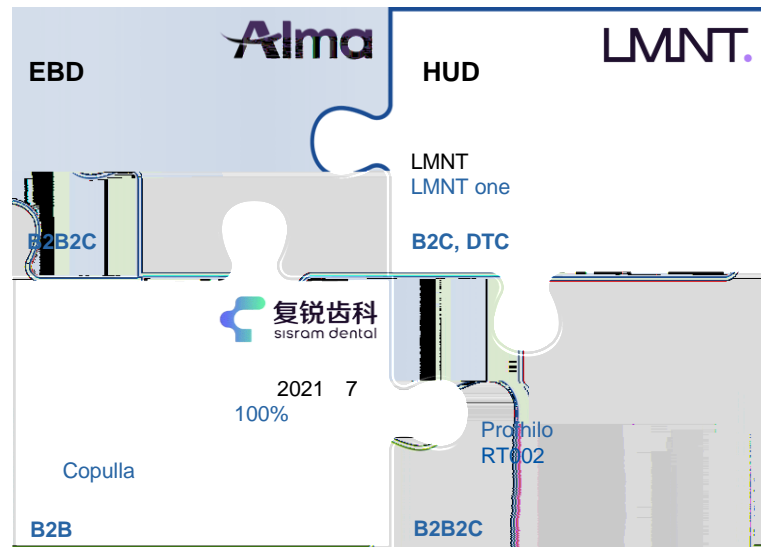
2022

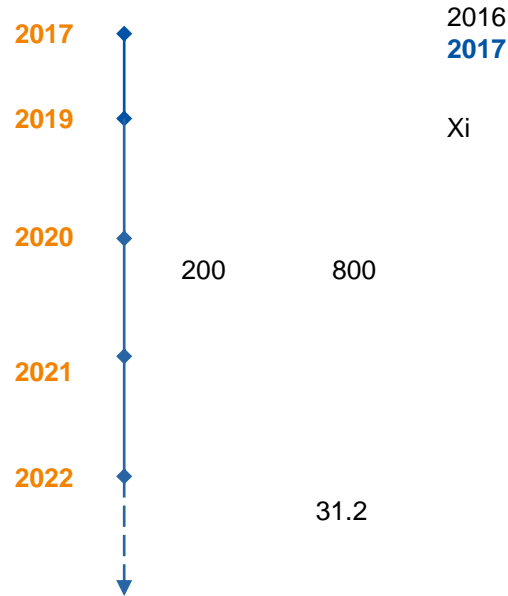


2022



CBD+Professional Skincare Solution





2016
2017

Xi

200 800

31.2

Intuitive Surgical

1,700 4,000



2022 55
300

10
2000 FDA 7,544 2022 12 31
55,000
1,000

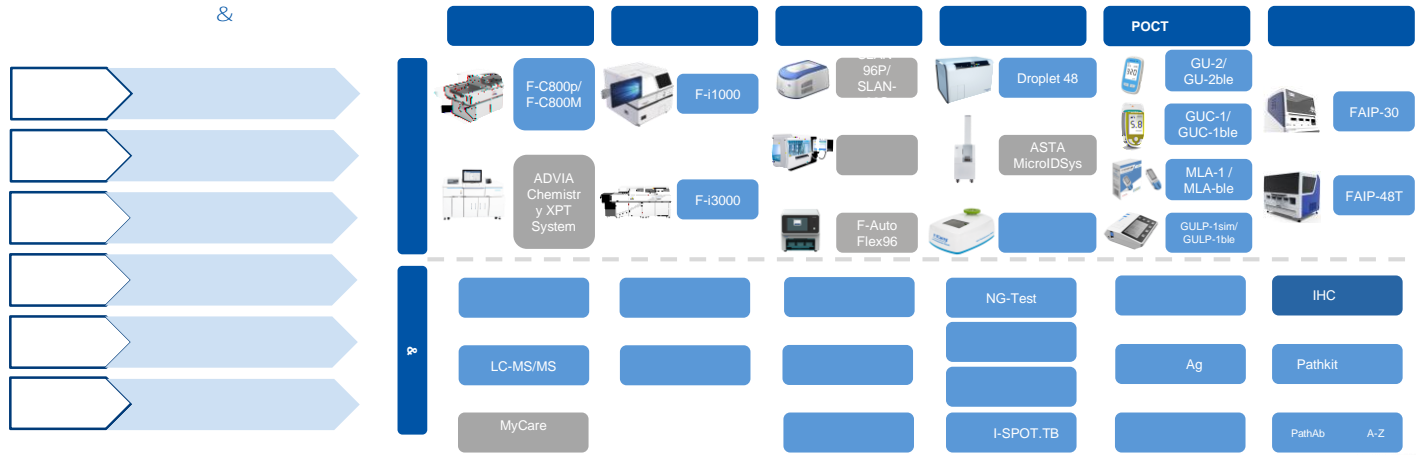
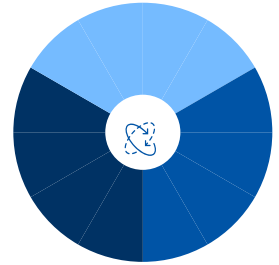
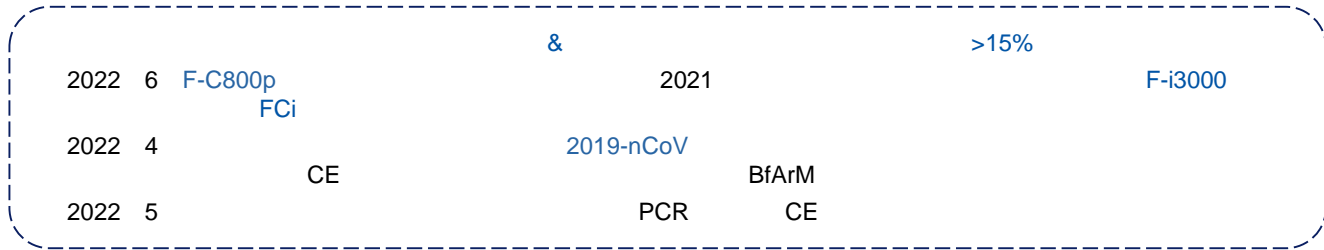
Ion

2019 Ion
FDA
2021 10 Ion

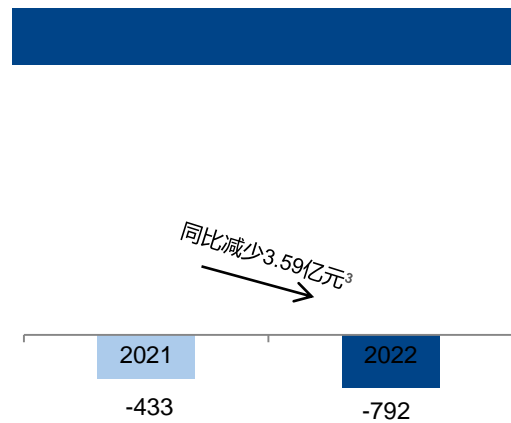
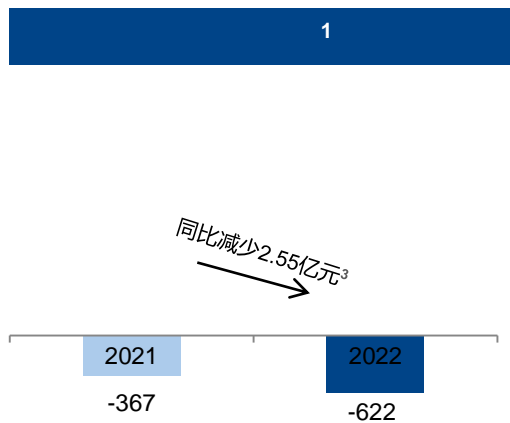
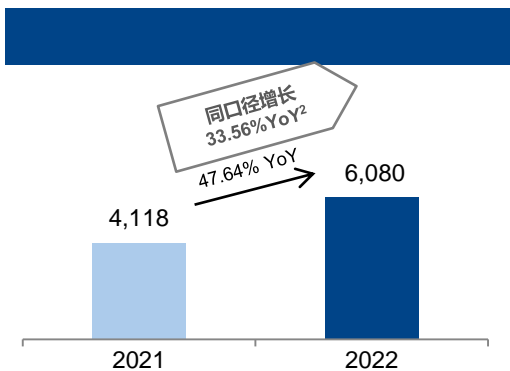
Ion



2022









JCI

"

6,333 *

JVF



2022



JCI国际认证医院
Organization Accredited
by Joint Commission International

21.45

1,750

1.11

86.47%



深圳恒生医院
SHENZHEN HENGSHENG HOSPITAL

2017 11
60%

9.09

600



华中科技大学

800


900
2022 1

70%



上海复星医疗旗下高品质医院
医保定点医院

FHMO





()

521,051

6.0% YoY

552,148

2021

2022

()

7,759

10.0% YoY

8,526

2021

2022

()

1,948

8.5% YoY

2,114

2021

2022



		4,066	4.27%
"	"		
	1,209	11.77%	
	330	13.49%	



1/2



2/2

		/		IND	1	2	3	NDA
FS-1502		HER2	HER2					
			HER2					
FS-1502+		HER2+PD-1	HER2					
HLX14	¹ 	RANKL						
HLX26		LAG-3						
HLX35 ²		EGFR× 4-1BB		2022 1 NMPA	2022 6			
HLX301		PD-L1× TIGIT		2022 2 §1*	2022 3 NMPA		7 w § c . j i .	
HLX15		CD38						
HLX13		CTLA-4						
		EPO						
		INSR						
	50R	INSR						
		GLP-1						
RT002			GL					
			CD	2022 1				

- 1 Organon
- 2 Binacea

3

2023 2 28

1/2

	/		IND	1	2	3	NDA
FCN-437c	CDK4/6	(1L)	2022	1	NMPA	III	I
		(2L)	2022	1		III	
SAF-189	ALK		2022	1	NMPA	III	I
	ROS1						
HLX-208	BRAF V600E	LCH ECD	2022	1	NMPA	Ib/II	
FCN-159	MEK	I					
			2022	5	NMPA		
			2022	5	NMPA		
YP01001	VEGFR						
FCN-338	BCL-2						
		B					
FH-2001	FGFR/PD-L1						

2/2

		/			IND	1	2	3	NDA
		TPO-R	ITP						
	Tenapanor	NHE 3	(ESRD-HD)	2022 12 NDA NMPA					
		-							
	Tenapanor	NHE 3	(IBS-C)		I				
	FCN-342	URAT1							
	Molnupiravir	RNA							
	Paxlovid	3CL							
	BNT162b2	-						EUA	
	PA-824	-	/ MDR-TB	XDR-TB	Pretomanid*				
	Opicapone	COMT			Ongentys*				
	Fortacin	-			*				
	ET-26	-			2022 7	II			

2023 2 28

			IND	1	2	3	NDA
	/						
	/						
	/						
13							
24							
23							
	-						

2023 2 28

" & " "

LOGO

Fosun Pharma, the Representor or the Provider will not warrant the accuracy, the completeness and the timeliness of all information and contents, including predictive description, contained in the PPT documents/visual materials. In the event of any mistake, omission, and inaccuracy, Fosun Pharma, the Representor or the Provider should not be held for any liabilities in this regard.

The PPT documents/visual materials will not include and should not be deemed as any investment proposals. The investor should take their own responsibilities for any determinations so come to based upon the information contained in the PPT documents/visual materials.

Fosun Pharma is entitled to all rights, including copyright, pertaining to the PPT documents/visual materials. The characters, the designs and 96 6 2 65 8 6 Fosun 2 5 " , are the trade name, trademark and the logos legally owned by Fosun Pharma. Without written consent offered by Fosun Pharma, any third party should not utilize such materials and information in any manner, including reprinting.

FOSUN PHARMA

复星医药

筑起创新大药帝国



www.fosunpharma.com